

Imagine the possibilities...





Nema Associates Inc.
408 E. Elizabeth Ave. Linden, NJ 07036
(908) 275-3840

DISPLAY FOLIO[®]

Exhibit & Display Catalog

In the demanding environments where display products are relied on day after day, customers increasingly recognize the importance of quality and of having a partner who can support their evolving needs.

Whether you need one stock item or five thousand custom frames, we are committed to being your source for quality and value in visual merchandising.

We continue to invest to improve the quality of the products and services we deliver to you, our customers. It takes a team effort from our employees, whose priority is ensuring that your projects are successful. Our approach has always been to listen carefully to our customers, and to deliver products that meet your evolving display needs. We service a wide range of industries.

We are proud of our extraordinary reputation for quality, value and reliability. We source the finest quality components, and because we manufacture in the U.S., our supply chain is shorter, "greener", and we can offer customizable solutions tailored to your needs. We are excited about our future and look forward to continuing our pursuit of opportunities together!



MODERN FRAMELESS DESIGN

Adjustable Depth

**HOLDS ANY RIGID SUBSTRATE
UP TO 1" THICK**

(as long as it holds its own weight)

Display graphics and attract buyers with single or double sided graphics. Our unique M shaped Steel Base assemblies accommodate up to 1" thick substrates.

Interior holes with carriage bolts and wing nuts support any rigid graphics. Make matching holes in graphics or use without holes by sandwiching graphic above the carriage bolts.

Extremely cost effective; graphics are displayed in a modern frameless fashion. Extremely sturdy as all the weight is centered on the floor.

3-1/2" Height off floor, 9" front to back.

MM14	14" L	6 lbs.
MM24	24" L	10.5 lbs.
MM36	36" L	15.75 lbs.
MM48	48" L	21 lbs.
MM60	60" L	26 lbs.

-S Satin Silver **-B** Matte Black

HT5 Rigid Graphic Clip hold graphics together up to 1/2" total thickness (sold 2 per.)

Also see
MiniMightee
page 66.




Sign Board (any, as long as it supports its own weight).

Bolt/wing nut.

Sleek steel stampings.

HOLDS RIGID SUBSTRATES UP TO 1-1/4" THICK

HT5 Rigid Graphic Clip hold graphics together up to 1/2" total thickness (sold 2 per.)



- Sleek design supports any rigid graphic up to 1-1/4" thick.
- Lightweight aluminum base, allows quick graphic changes.
- Ergonomic bottom knob tightens rubber lined halves together firmly.
- 14-1/2" front to back, 5-1/2" high.

Use 2 units in series for larger graphics.

CM7	7" L	3.5 lbs.
CM14	14" L	6 lbs.
CM24	24" L	10 lbs.
CM36	36" L	15 lbs.
CM48	48" L	20 lbs.


-S Satin Silver **-B** Matte Black

Grips rigid substrates from 3/8" to 1-1/4" thick.



Double JL Mounts™

Heavy and Stable,
suitable for high traffic areas.



ACCEPTS 1/2" THICK GRAPHICS


- 4" High, 7-3/4" front to back
- Fixed 1/2" graphics depth
- Sits flat on any surface
- Features welded construction
- All metal, extremely solid
- Great for lobbies, tradeshow floors, malls, etc.

UNITS SHIP FULLY ASSEMBLED

LL14	14" L	12-3/4 lbs.
LL24	24" L	21-3/4 lbs.
LL36	36" L	32-1/2 lbs.
LL48	48" L	43-3/4 lbs.
LL60	60" L	54 lbs.

-S Satin Silver -B Matte Black

CUSTOM MODELS AVAILABLE



Also see
CounterTop Models
page 66.



Both the satin silver and matte black powder coat finishes feature fine textures, designed to withstand high traffic areas.

Adjustable Double JL Mounts™

Adjustable to accept a range of graphic thicknesses

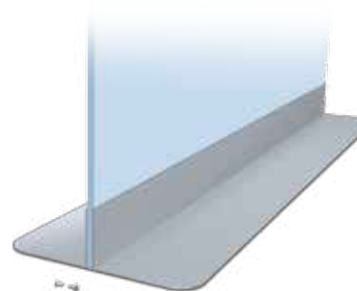


ALL24

Simple 2 - piece construction



- 4" High, 15" front to back
- Adjustable for graphic thickness
- Grips 3/8" to 1" rigid substrates
- Sits flat on any surface
- All metal, extremely solid construction
- 2 piece construction ships and stores efficiently
- Great for lobbies, tradeshow floors, stores and malls
- Includes second set of screws to accommodate thicker substrate



Both the satin silver and matte black powder coat finishes feature fine textures, designed to withstand high traffic areas.

ALL14	14" L	13 lbs.
ALL24	24" L	21 lbs.
ALL36	36" L	32 lbs.
ALL48	48" L	41 lbs.
ALL60	60" L	51 lbs.

-S Satin Silver -B Matte Black

Skyscraper Nightee Mounts™

STURDY SUPPORT FOR 1/2" RIGID GRAPHICS

Sold in pairs at specific heights, they support widths up to 60" wide.
For wider spans and right angle displays there are connection center uprights.

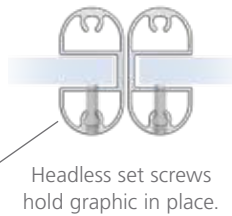
Kits include 2 side uprights with headless set screws and laser cut steel oval bases.

- Extremely attractive 1" x 2" racetrack oval aluminum uprights
- Choice of satin silver or matte black finishes
- Weighted steel bases
- Simple 5 minute assembly
- Portable, strong, lightweight
- View graphics front & back



SKMM7-5 Skyscraper Mount with a **SKCU7-S** Center Upright.

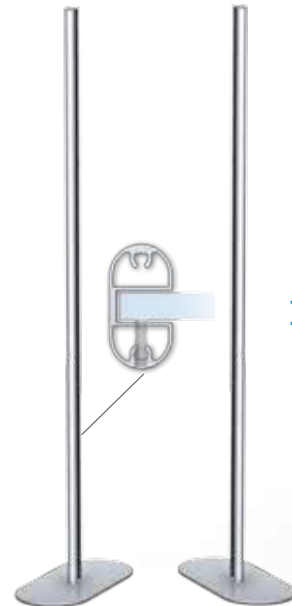
Graphics can extend beyond upright top.
7/8" margin is required each side.
Headless set screws are provided along one side of uprights.



Headless set screws hold graphic in place.



Center Uprights sold individually.



Skyscraper Mounts sold in pairs.



Skyscraper Mounts sold as a pair	Wt. (lbs.)	Center Upright sold individually	Wt. (lbs.)	Height
SKMM6	20 lbs.	SKCU6	14 lbs.	72"
SKMM7	21 lbs.	SKCU7	15 lbs.	84"
SKMM8	22 lbs.	SKCU8	16 lbs.	96"


Colors: -S Satin Silver -B Matte Black

Skyscraper Nightee Mounts™

RIGHT ANGLE, "T" AND "QUAD" CONFIGURATIONS

Right Angle two way assembly with round base, "T" and "Quad" assemblies include base and top plate. add single pole uprights to build your Skyscraper.

- Attractive oval aluminum uprights
- Weighted steel bases
- Portable, strong, lightweight
- Satin silver or matte black
- Simple 5 minute assembly
- View graphics front & back



Right Angle Assembly



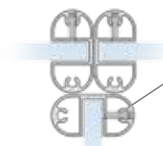
SKRA right angle assembly with round base. Sold individually.



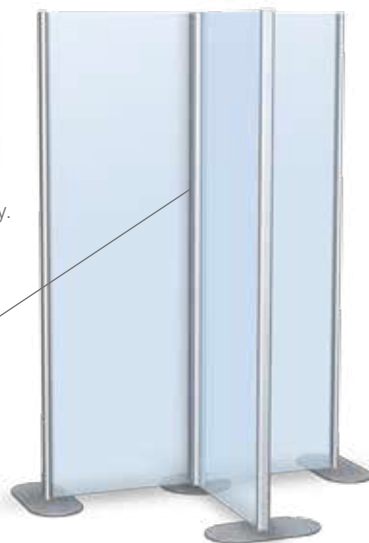
SKMM7-S Skyscraper Mount with a **SKRA7-S** right angle assembly.



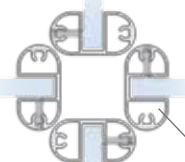
SKTU "T" assembly with round base. Sold individually.



"T" Assembly



SKMM6-S Skyscraper Mounts with a **SKMS6-S** single sided upright and **SKTU6** "T" assembly.



Quad Assembly



SKMMC2-S Skyscraper 24" Extension Kit



SKX quad assembly. Includes round base. Sold individually.



(2) **SKMM6-S** Skyscraper Mounts with a **SKX6** quad assembly.

SKMMC2 24" upright extension, sold individually.



SKMS Single upright and base, when just an odd upright is needed.

Right Angle Assembly sold individually	"T" Assembly sold individually	"Quad" Assembly sold individually	Single Sided Upright sold individually	Height
SKRA6	SKTU6	SKX6	SKMS6	72"
SKRA7	SKTU7	SKX7	SKMS7	84"
SKRA8	SKTU8	SKX8	SKMS8	96"

Colors: -S Satin Silver -B Matte Black



nema

MARKETING & DESIGN AGENCY

NEMA ASSOCIATES INC.

THE **DISPLAY FOLIO**
Exhibit & Display Catalog

(908) 275-3840

408 E ELIZABETH AVE. LINDEN, NJ 07036

Visit www.nemadesign.com to view or download a digital copy of this catalog.